

0'-20'

20'-40'

40'-60'

60'-80'

80'-100'

110'-130'

130'-150'

150'-170'

180'-190'

190'-210'

210'-230'

230'-250'

250'-270'

270'-280'

300'-310'

320'-330'

330'-350'

350'-370'

370'-390'

390'-410'

410'-430'

430'-450'

450'-470'

470'-490'

490'-510'

510'-530'

530'-550'

550'-570'

580'-590'

590'-610'

610'-630'

630'-650'


650'-670'

670'-690'

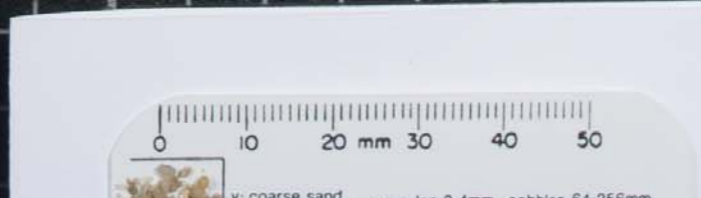


San Diego Otay River (SDOR) Sieve
018S002W23G002-6S
Box 1 of 3 Depth: 0 ft - 690 ft





San Diego Otay River (SDOR) Sieve
018S002W23G002-6S
Box 2 of 3
Depth: 690 ft - 1320 ft



1320'-1340'

1340'-1360'

1360'-1380'

1380'-1400'

1400'-1420'

1420'-1440'

1440'-1460'

1460'-1472'

MODEL 3701
PLANO MOLDING CO.
PLANO, IL
MADE IN U.S.A.



v. coarse sand
1.0-2.0mm

coarse sand
1/2-1.0mm


medium sand
1/4-1/2mm

fine sand
1/8-1/4mm

v. fine sand
1/16-1/8mm

silt < 1/16mm

San Diego Otay River (SDOR) Sieve
018S002W23G002-6S
Box 3 of 3 Depth: 1320 ft - 1460 ft



v. coarse sand
1.0-2.0mm

granules 2-4mm cobbles 64-256mm
pebbles 4-64mm boulders >256mm

